

Spectacolo Project Light Design Workshop

5


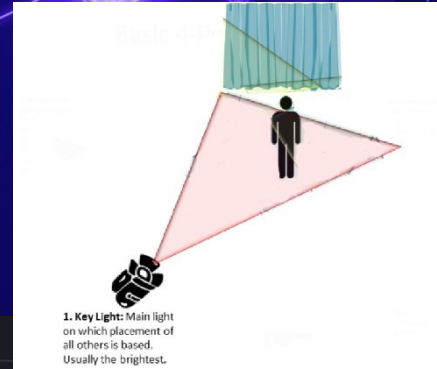
Fixtures position for the performance

Centre of Higher education in **theatre studies**



Front light


the front light
definition is the
most fundamental
lighting term a
light designer
should know



Placement and Characteristics of front light


Front light is the
primary light source
for your scene

The strength, color,
and angle of your
front light is a
determining factor
for a light designer



Fill lights

Fill lights are also front light sources used to complement and balance the primary or front lights



Fill lights

Placement
Intensity
Mood and Atmosphere
Versatility



Techniques and Variations

High Key Lighting
Low Key Lighting
Three-Point
Lighting
&
Practical
considerations




Working with Other Lights

the front light is essential in theater lighting, serving as the primary source of illumination that highlights the subject and sets the overall lighting tone for the scene



Back light

Refers to lighting that is positioned behind the actors or set pieces, aimed towards the audience



Back light

Back lights are typically placed above and behind the actors. The exact placement can vary depending on the desired effect and the specific requirements of the scene.



Where we will put our fixtures




Where we will put our color fixtures

Spectacolo
Project

Centre
of Higher
Education
in **theatre**
studies



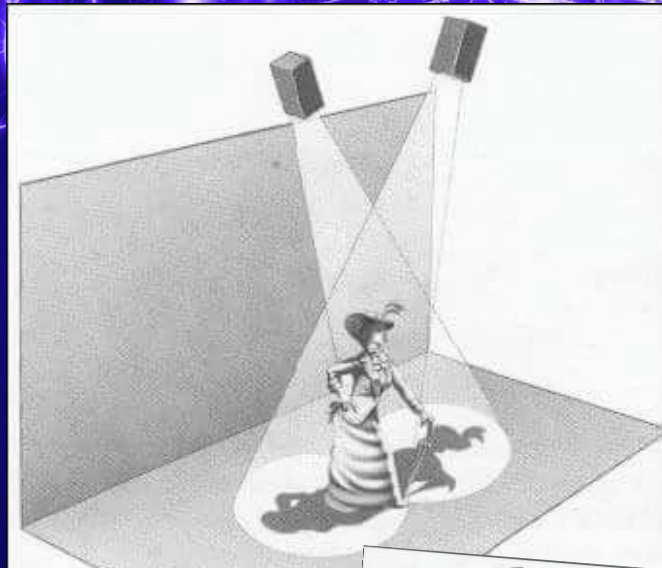
Two-Point Lighting

Two-point lighting in theatre involves the use of two primary light sources to illuminate a subject, typically an actor or a set piece.



How two-Point Lighting works

Balance and Contrast
Depth & Dimension
Versatility
Simplicity & Efficiency



Centre
of Higher
Education
in **theatre**
studies

How two-Point Lighting Works

Applications in the theater


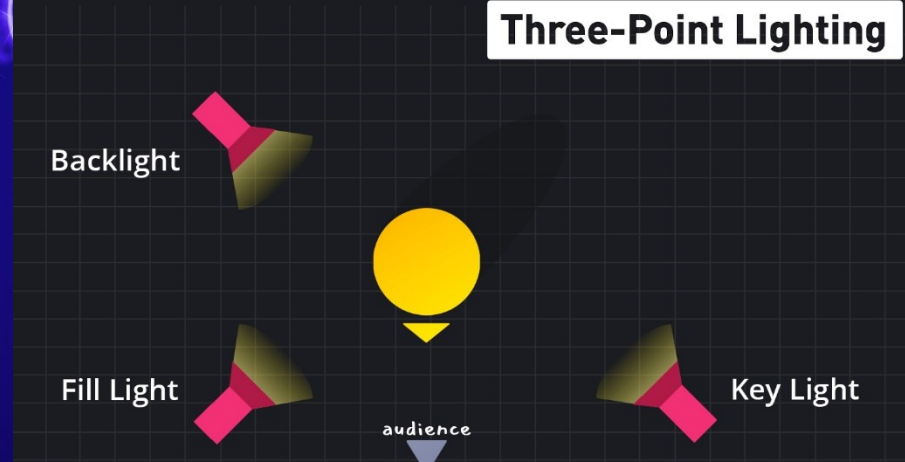
Character & Illumination
Scene focus
Mood creation




Centre
of Higher
Education
in **theatre**
studies

Three-Point Lighting

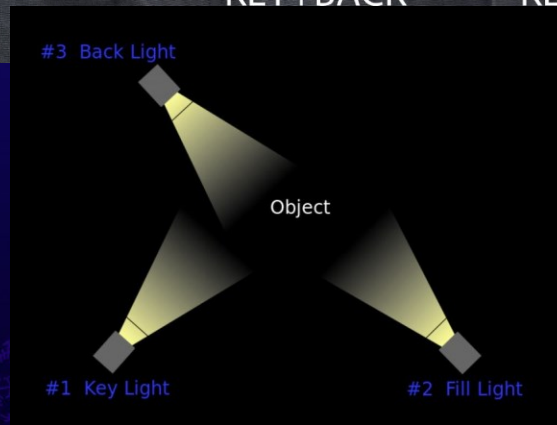
Three-point lighting is a foundational technique in theatre that uses three distinct light sources to illuminate a subject



How the Three-Point Lighting works



Balance and Contrast
Depth & Dimension
Versatility
Professional appearance



How Three-Point Lighting Works

Applications in the theater



Character & highlighting
Scene setting
Mood creation
Emphasizing Actions & Expressions

Centre
of Higher
Education
in **theatre**
studies

How Three-Point Lighting Works

Spectacolo
Project



Centre
of Higher
Education
in **theatre**
studies

Floor Lights

In theatre lighting, floor lights are lighting instruments placed at floor level, typically along the front edge of the stage or in strategic locations on the stage floor




Floor Lights



Shadow Reduction
Creating Atmosphere
Eerie and Dramatic Effects
Softening Harsh Light
Highlighting Set Pieces
Set Illumination

Floor lights

Spectacolo
Project



Centre
of Higher
Education
in **theatre**
studies

Cross lights

Cross lights, or cross lighting, in theater refers to a lighting technique where two or more lights are positioned at opposite angles to illuminate a subject or area from different sides



Lets see them all together

Spectacolo
Project

**Centre
of Higher
Education
in **theatre**
studies**

